



Reporting Amino Acids: The Dietitian

MetBio Net
Amino Acids Workshop - Bristol
November 2005

Diana Rawlinson
Southmead Hospital Bristol

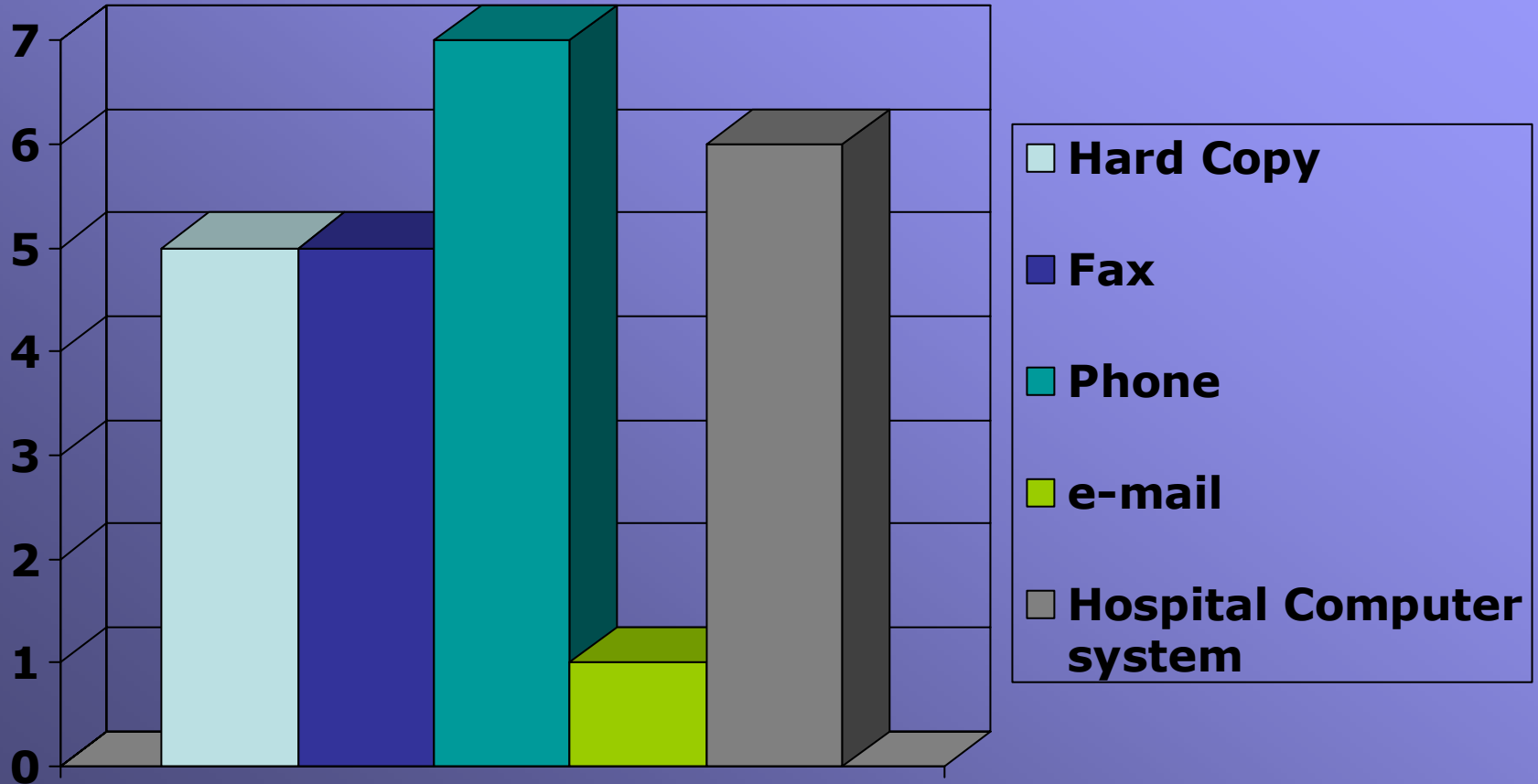
Data Collection

- ❑ Questionnaire designed to obtain dietitians views as a user group.
- ❑ Restricted distribution to dietitians working in metabolic medicine.
- ❑ All 28 members of BIMDG dietitians group contacted representing 21 hospitals.

Questionnaire Response

- ❑ Replies were received from 15 dietitians from 9 hospitals.
 - ❑ Birmingham
 - ❑ Bristol
 - ❑ Cambridge
 - ❑ Edinburgh
 - ❑ Leeds
 - ❑ London: GOS, Guy's, UCL
 - ❑ Manchester
- Results based on 43% of centres.

How are amino acid results communicated?

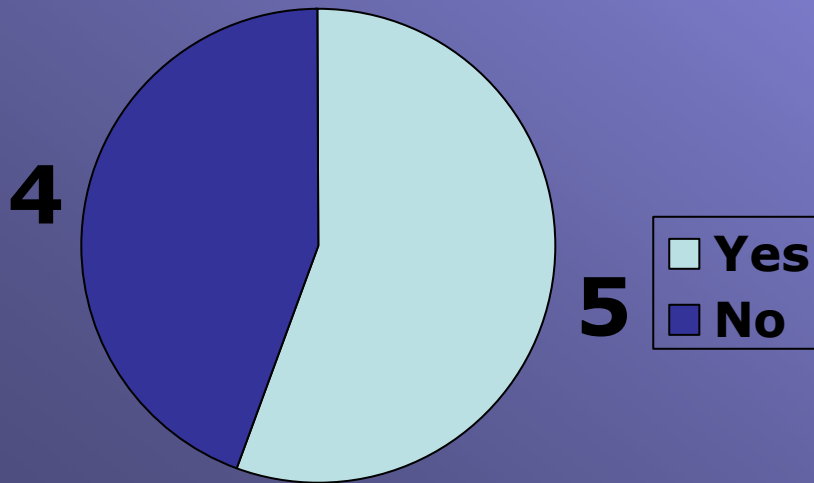


Turnaround time

- ❑ Phe – All centres received level on same or next day.
- ❑ Amino acid profile
 - ❑ All receive acutely ill in-patient results within 24 hours
 - ❑ 1- 10 days for out-patients
- ❑ 8 centres considered this to be satisfactory.

Cumulative Reports

Does your laboratory provide cumulative reports?

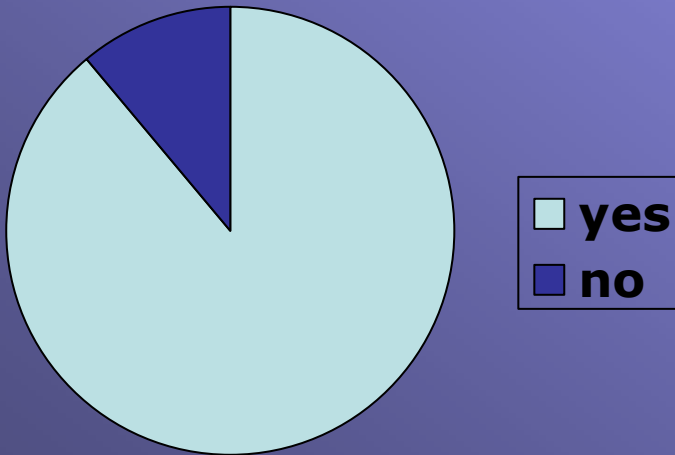


- Cumulative reports
 - Electronic patient records – graphical presentation
 - Excel
 - Current result plus at least, last 3 results and reference ranges
- All would find it useful

Provision of selective amino acid profiles

Does your laboratory provide selective amino acid profiles?

1



8

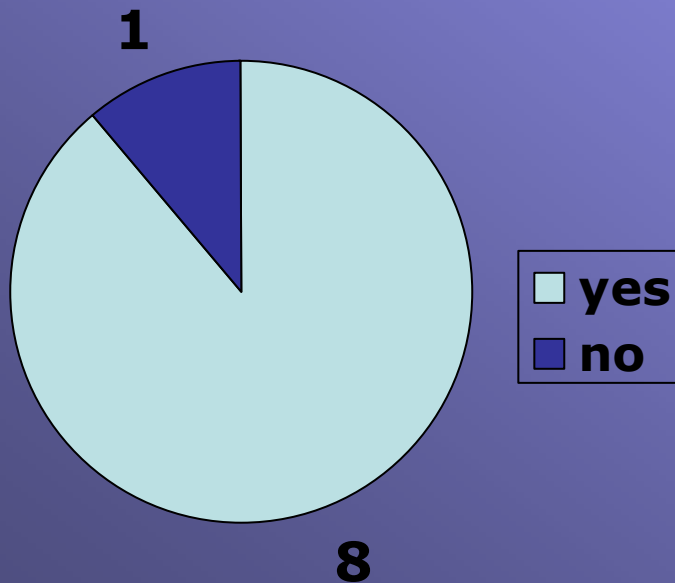
- ? Blood spot or venous samples.
- Selective profiles provided
 - PKU- phe and tyrosine (7)
 - MSUD – branched chain (5)
 - Tyrosinaemia –phe and tyrosine (2)

Use of plasma amino acid profile to assess nutritional status

- ❑ 100% use plasma amino acid profiles as a guide in assessment of nutritional status
 - ❑ Low protein diets for urea cycle disorders and organic acidaemias – particularly essential amino acids
 - ❑ PKU patients not on diet

Laboratory provision of interpretive comments

Does your laboratory provide interpretive comments?



- All found these helpful
 - Awareness of poor sample affecting result
 - Educational
- 1 unit has weekly meeting with all members of metabolic team to discuss clinical and biochemical data

How could your laboratory improve the reporting of amino acids to meet your needs?

"We are very happy with the service provision"

"Not sure they could- we get an excellent service"

Conclusions and Recommendations

- ❑ Blood spot and amino acid profiles are usually analysed and reported in an acceptable period.
 - ❑ 1-2 working days for blood spots and amino acid profiles for in-patients.
 - ❑ 5 working days for out-patient amino acid profiles
- ❑ Cumulative reporting of amino acid profiles preferred with reference ranges
- ❑ Selective amino acid profiles can be helpful for certain conditions
- ❑ Use of e-mail or hospital computer systems for amino acid profiles; phone acceptable for phe results
- ❑ Maintaining good communication between departments